




THE FUTURE IS ALREADY HERE



The
ASNU
GDI/FSI

Adapter Box



ASNU Corporation Europe Ltd.

65 - 67 Glencoe Road, Bushey, Herts. WD23 3DP England

Tel: +44 (0) 208 420 4494 E-Mail: asnu.sales@asnu.com

website: www.asnu.com

TECHNICAL FEATURES

- Dedicated Driver Currents**
- Suitable for all Types of GDI Injectors**
- Tests up to 8 GDI/FSI Injectors at one time**
- Sequential Injector Firing Operation**
- 18 Various M/S & RPM Test Settings**
- Suitable for Standard Manifold Injectors**
- High Performance Option**
- Simulates on-car Spray Patterns & Flow Rates**
- Accepts High & Low Resistance Injectors**
- Single Injector Selection Operation**
- Injector Leak Down Test**
- Injector Inductance Test - Electro Magnetic Circuit (mH)**
- Ultrasonic Injector Cleaning Cycle**
- 12 Language Selection Screen**
- Easy to Read LCD Screen**
- Membrane Key Pad**
- Separate Wiring Harnesses**
- Teflon Seal Fitting Tool**
- Use with any ASNU System**
- Updates old ASNU Machine to Latest Specification**
- Easy Connection to ASNU system**
- Could be used with Non ASNU system**

**Testing
GDI Injectors
using the wrong
currents could give
Incorrect readings
and possibly
damage
the Injectors.**



**ASNU Unit
&
GDI Adapter Box
Combination**




The ASNU GDI Adapter Box has been designed to drive Gasoline Direct Injection (GDI) injectors with an approved supply of current and voltage to simulate injector electronic operation as on the engine.

Correct Electronic Operation is critical when examining the injector's response to changes in mS & RPM.

Examination of the injectors Fuel Distribution and Atomisation is equally critical to the Engine's Correct Running, Performance, Fuel Economy and Emission Outputs.


Even the slightest irregularity in the Fuel Spray pattern would result in illumination of the Engine Check Light, but with no specific cause identified.

GDI injectors are difficult and time consuming to remove and re-fit, would you fit a new set of injectors without ensuring they are working correctly?



Close examination of a GDI Injectors spray pattern is critical for Engine Performance, Fuel Economy and Exhaust Emissions. Inconsistence spray patterns will have serlous consequences, Injector number 3 & 5 injectors are good examples

The Individual Injector Selection function allows closer examination of the Injector.



PACKING SPECIFICATIONS

**Boxed Size: 52 x 35 x 33 cm. Boxed Weight: 9.40 kgs
Un-Boxed Size: 30 x 25 x 24 cm, Un-Boxed Weight: 6.50 kgs
Power Input - AC Input: 90 - 264 V**

**ASNU Corporation Europe Ltd.
65 - 67 Glencoe Road, Bushey, Herts. WD23 3DP England
Tel: +44 (0) 208 420 4494 E-Mail: asnu.sales@asnu.com
[website:www.asnu.com](http://www.asnu.com)**